


LIGHTNING SLINGER

March 2023



Turkey Creek Division of the



Mid-Continent Region, NMRA

"For all gauges and all ages"

TC-NMRA Mtgs

Mar 28th

Making Kalin Steel Supply Sq

Footer Steve McKee

Building CTC Layout Panels

Stephen Priest

Make & Take: Final Selection

Apr 25th

Operations Chuck Hitchcock

Making People Marty Vaughn

May 23rd

Make & Take: Tips & Tricks

Miles & Fran Hale

Mtg Time:

7:00 to 8:45pm

Location:

Conference Room

Eastside Terrace Bldg.

Lakeview Village Campus

9000 Park St.

Lenexa, KS 66215

[Click for Google Maps](#)

TC-NMRA Events

2023 Mid-Continent Region Conv.

Overland Park, KS July 27-29

RR Community

WHAT'S INSIDE

- Next meeting Highlights
- Reports
- Pike Bio's, Visits, Projects
- Tributes and Legends
- Calendar
- Resources
- **NEW!** Want Ads

Division Meeting March 28th, 7pm

(Location: Lakeview Village Campus)

We have 2 great presentations for the March meeting so make sure you miss it!

Clinic Topic: Building CTC Layout Panels

Stephen Priest will host a neat "How To Clinic" from materials and process on design to construction of a Layout CTC panel. You will learn how to create professional control panel graphics for your layout even if you are not interested in CTC. You won't be disappointed on the quality of Stephen's designs. Whether CTC is your goal, you will learn from the techniques shared.

Clinic Topic: 2 Making "Kalin Steel Supply" Sq Footer

Learn the secrets with Steve McKee sharing how he made and detailed the Kalin Steel Supply structure. This Square Footer won the "Best of Show" & "Best Make and Take" in our 2022 Modeling Challenge as well as 1st place in the SLANG meet. With both the Regional Convention Model Contest and the Turkey Creek Modeling Challenge, it's a perfect time to check out Steve's winning techniques to improve your game as you strive for your own "Best of Show"

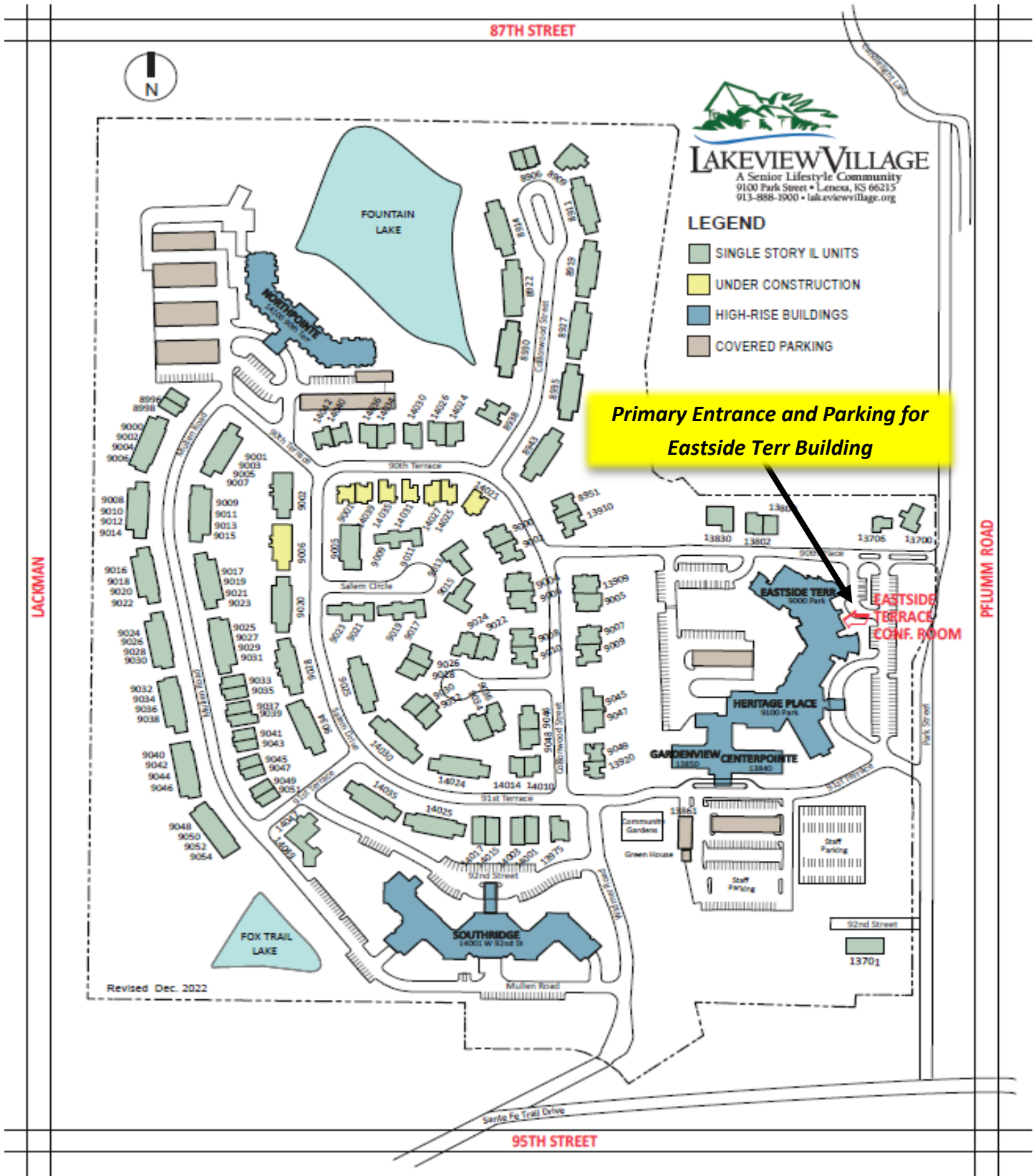
Come Join the fun!

Mtg Location: Lakeview Village Campus

See next page for details

Our New Meeting Location is at the Lakeview Village Senior Community. The meeting will be located in the Conference Room of the Eastside Terrace Building. Parking and Main Entrance are shown below.

Mapping Address: [9000 Park St., Lenexa, KS 66215](https://www.google.com/maps/place/9000+Park+St,+Lenexa,+KS+66215) [Click for Google Maps](https://www.google.com/maps/place/9000+Park+St,+Lenexa,+KS+66215)



Superintendent Report: Missy Levy

Last month, I mentioned about passing on the legacy of trains to the next generation. Recently, my boss blew off a layer of dust from his childhood train set. He is hoping to pass this antique (let's face it, some of us are getting older) down to his new grandson. Are you creating a legacy for the next generation? Does being involved with model railroading motivate you to be a train enthusiast? Time to blow off some dust and pass it on!

Keep on railroading...

Missy

Clerk Report: Steve McKee

Missy opened the meeting at 7pm and acknowledged 2 visitors. We had 38 people I counted along with 5 on zoom. People present said if they lived within 5 miles of our meeting place or further away. That's the best attendance we have had for some time.

Audrey handled the attendance sheet for us. Bill Scheerer talked about the new Rail Passes we had printed and encouraged our members to take and hand out to anybody they think might be interested in coming to a meeting. Miles and Fran talked about the Make and Take and how everybody will get forklift in whatever scale they model in. If you were not at the meeting last night, please let Fran or Miles know if you want one. The first kit is free to you and if you want more than one then you would have to pay for the extra ones. So let them know because they will be finalizing at the March meeting so it's here in April. Old business-Bill Humenczuk made a resolution motion for the banking signature update and change/add Missy to the Brokerage account. Bill Scheerer 2nd the motion and it passed.

Bill Scheerer gave a great clinic that explained what's involved in working toward your MMR (Master Model Railroader) Certificate. If anybody has any questions about this feel free to contact Bill or anybody in Turkey Creek for answers. We are all here to help each other. Bill mentioned building a passenger car might scare a few people but there are ways to do that without buying a LaBell kit. I took a flatcar and added sides to it, put seats and a people in it and I had my passenger car. The DRGW did run some passenger cars like that for tourist.

Larry Diehl did two of his short clinics on ***Tarpaper*** for use on walls and roofs and also how to make your own ***Cross Bucks***. Martin was running the zoom part of the meeting last night and I think he will

Officers

Superintendent

Missy Levy

*Superintendent.TurkeyCreekNMRA
at gmail.com*

Paymaster

Bill Humenczuk

*Bhumenczuk
at kc.rr.com*

Clerk

Steve McKee

*Rgssmckee
at gmail.com*

Division Director

Ray Brown

*Dir-2902
at mcor-nmra.org*

Membership Chair

Phil Stock

*Mikadoman
at msn.com*

Achievement Chair

Bill Scheerer

*Wjscheer
"at" ieee.org*

Web Master

Richard Kennedy

*Webmaster.TurkeyCreekNMRA
<at> gmail.com*

Lightning Slinger Editor

Martin Wade

*Editor.TurkeyCreekNMRA
<at> gmail.com*

Web

<http://www.tc-nmra.org>

Turkey Creek Division

is a 501(C)(3) organization

have both clinics on our web page.

That's all for now, Steve.

Paymaster Report: Bill Humenczuk

Next report due in April

Division Director Report: Ray Brown

Next report due after Summer Regional Mtg.

Newsletter Editor: Martin Wade

The second newsletter of the year went off but just a bit late. A few of you know we had a funeral in the family, and this set me back a bit. As we continue the routine of Newsletter, then 1 week meeting reminder and 1 day meeting reminder, I am encouraged to get comments of keep it coming or I would have missed the meeting. The February meeting, we also recorded with Zoom. I told someone that it should be real straight forward but was sure that meant something would go wrong. It did, as the format of the recording did NOT match the format of the screen layout. I think the recordings are still workable and will be posting them soon to the website. Will be doing some research to "improve" the March recordings.

Lastly, I organized the 2023 Meeting Clinic presentations and handouts (recordings will be next step) on to the "Library" web page for easy access. This has been submitted to Richie and should be published by the March meeting.

Webmaster: Richie Kennedy

The website now has the Newsletter embedded up front on the Home page as well as some "new looks" for improvement. Also, our Staff page has been updated for the 2023 Officers and Chair positions. Our Regional Convention countdown is now posted along with general information for the event. I also, continue to do normal "detail" cleanup so please keep sending me any corrections you may see. Richie

Member Chair: Phil Stock

Phil has been working on a new member letter and gaining information on the new members from our NMRA Division report. He also learned (with Audrey) that with nearly 40 people in attendance it's a bit of a rush to get everyone recorded. He will be fine tuning a procedure to make that work.

Achievement Chair: Bill Scheerer

Bill presented a great clinic on the Achievement Program and MMR recognition. His clinic is up on our website, and we will be adding more references and materials. I hope you heard in his clinic that the best starting place was earning your Golden Spike Award. That's a place everyone can strive for.

February Meeting Highlights submitted by Audrey Mennenga


New/Old Business: Larry Alfred & Fran Hale



Bill Scheerer presented: "MMR" Certification Clinic



Larry Diehl presented: 2 Mini Clinics Cross Bucks & Tarpaper



Make and Take Announcement!

This year's ***Make and Take*** opportunity reverses the viewpoint as we spark the creative juices for the **Regional Convention Model Contest & Turkey Creek Fall Modeling Challenge**.

Typically, we offer some kits which you build and then go searching for details to drive that unique presentation in a Square Footer or the new Business Card Challenge. This year we are offering the detail to drive the scene. A ***Fork Lift*** as a central part of most docks, factories, warehouses, and other scenes offers an instant place to start this year's project. Not only do many other details and maybe a few structures already come to mind but the starting point already fits on the business card so you can start small or go big.

So, place your order by contacting us below by the March 28th NMRA meeting and you will be ready to go. AND don't forget the first one's free and if you want more the prices are listed on the order summary. Checks need to be received by the meeting to confirm your order.

So, place your order (HO, S or O scale) and start your creativity!!!

Have a great day,

Miles & Fran Hale

mileshale@sbcglobal.net

2023 Make and Take Sponsors



Yelton Models

yeltonmodels@outlook.com

HO Scale \$17.00 US
S Scale \$26.00 US
O Scale \$34.00 US

Turkey Creek will purchase one (1) Fork Lift per person regardless of cost/scale.

If you want more than one kit, Turkey Creek member is responsible for the additional cost.

Make Checks Payable to: "***Turkey Creek***" and turn in payment to **Bill Humenczuk**

Layout Bio: San Juan & Tellurton RR Shelly Levy Lenexa, KS

Prototype or Freelance: Freelance

Scale/Gauge(s): On3

Era: 1930-1940's

Locale (specific or general location): freelance railroad based on the San Juan Mountains of Colorado

Operations: Yes

Control: DCC: Easy DCC

Layout Space: 15' x 30' in 450 sq ft area

Mainline Length: 60 ft

Elevation/Incline: 3.5% max incline

Percent Completion: 75%

Benchwork: 90% complete

Trackwork/Wiring: 80%.

Rock work: 75%.

Scenery: 75%

Is this your first layout: Yes but in 3 stages and multiple locations

When/How received first train, or introduced to Model Railroading:

And/Or Any Additional/Special details on Layout:

First Train/Layout:

Shelly's involvement in model railroading started in 1956. He and his wife, Ginny, moved to Kansas City in 1954 and started a lifelong friendship with Don and Sandy Brown. Don, who was an avid model railroader, was asked by Ginny "What should I get Shelly for Christmas?" Don encouraged her to buy him a Varney 10-wheeler HO steam locomotive (called the Casey Jones).

After receiving the engine, Shelly constructed a 12'x 4.5' HO layout with 90 feet of hand laid track. The railroad included 13 turnouts, a turntable and a four-track yard; however, the layout was without scenery. Shelly and his children "ran" trains together. As his children grew up and moved away from home, the layout was dormant. In 1991, Shelly's 10-year-old grandson asked, "Grampy, can you make the trains go?" Shelly dusted off the layout and was running trains once again.

In 1992 Don's widow prompted Shelly to get back into train modeling. Sandy wanted Shelly to have Don's On3 engines. Realizing acceptance would mean building a layout, he accepted the offer. He joined the KC O-Gauge modular group. In preparation for the 1998 NMRA convention, Shelly and Steve McKee were granted permission from Jeff Dutton's widow to activate Jeff's magnificent detailed and realistic layout on the convention tour. Afterwards, Shelly purchased the majority of Dutton's layout, the TC & W, in hopes to learn how to scenic a layout by mimicking Jeff's work.

Hence the creation of the San Juan and Tellurton, SJ&T, model was beginning to take shape in the legacies of Don Brown and Jeff Sutton's passion for model railroading. Jeff's talent for modeling was evident in the meticulous layout he had created and should be preserved. Shelly now had the time and opportunity to delve deeply into the hobby. Ginny, Shelly's wife, assisted on the artistic side of the SJ&T. Their many vacations to Colorado have helped to ensure the continuing verisimilitude of the SJ&T. In 2014 following Ginny's passing, the town of Virginia City was started on the layout to be the third legacy.

Shelly received his MMR (#627) in Jan 2019. Shelly's great grandchildren now ask if they can see "the trains" in his basement. His layout is truly a legacy to Don, Jeff, Ginny, and him as well.

Join along on the next page as we venture out on the San Juan & Tellurton RR.

Layout Tour: San Juan & Tellurton RR Shelly Levy



Excerpts from “Best Tips and Tricks Clinic” Larry Long Jan 1996 Turkey Creek Mtg

Edited collection by Martin Wade

Larry Alfred, brought to me a very special binder to share and reminisce through our Newsletter. It was clear when he gave me the history and held the book it was a treasured possession (including making me promise to give it back). As he gave me the background indeed it was a treasured possession. Kind of a time capsule of Model Railroading advice.

Back in December of 1995 Larry Long reached out to some of the best-known modelers both locally and across the nation. It was a simple but valuable quest. He asked each modeler what was the best advice they had received and what is the best advice they had to give. With one overriding premise: "It should be something that is universally acceptable, applies to all scales, all ages, and all levels of modeling ability from beginner to advanced." Maybe this was too tall of a quest, but within a month Larry had received responses from 44 of 50 letters he wrote. That is an astonishing ratio of response.

From this cherished collection I will share a few responses with some editorial notes.

From Ron Williams

ED: Amazing comment from a leader is that they learned it all from others

The best tip I ever got from a fellow modeler was:

Seems like just about everything I have done came from someone else. That's why my association with the NMRA members have been so important. A fellow modeler told me about the NMRA, I joined and have reaped the benefits ever since.

From a layout building point of view, the idea of ripping 3/4" strips from a 4x8 sheet of Masonite providing a low-cost way to create lots of spline sub roadbed.

The tip that I would like to offer my fellow modelers would be:

If you use the above method, be sure to seal the spline to reduce expansion and contraction.

Another tip would be, *be careful of "brands" that are not accurate to NMRA specifications, and the problems caused when using with other brands turnouts and accessories* (edited due to brand name specification and out of date statement but the tip is still very important). I recommend using one brand for everything or hand lay it all.

From Dean Freytag

ED: A challenge for all of us to accept on conventions and then some direct words of wisdom on clinics. I am sure Dean is really trying to save anyone from embarrassment.

The best tip I ever got from a fellow modeler was:

In 1960 I attended my first National Convention! John Gotwals from NJ took me under his wing, and I had a New Friend. I took the pledge to make a New Friend at each convention since. I think I have been successful! It's a pledge we can all make; we can talk with our friends at home.... try it, you'll be better for it!

The tip that I would like to offer my fellow modelers would be:

You have been asked to give a clinic! NEVER/EVER 'Read' from a 4x5 card. I'm not a Boy Scout, but this is the time to BE PREPARED! 'If' you can't talk to the group like they were your friends, then DON'T ACCEPT!


I can't resist adding: Make sure your audience knows that this subject is what HAS WORKED WELL FOR ME and it's not the only way. DO NOT TALK DOWN TO THEM. THEY ARE PROBABLY SMARTER THAN YOU.

Layout History: HMR Railway *Martin Wade* *Narrow Focus!*

Last month, I shared my story of how I got “here from there” as I now build out my Retirement Layout. But I left out one major piece of that journey and how it influenced my “narrow focus”. As part of my job, I traveled out to customer Laboratories and worked on Analytical Instrumentation. While at one of my customers in La Crosse, Wisconsin my interest in model trains came up and the ladies in the lab said “oh you have to talk to Paul” (who was the lab manager). Soon, I was invited to “schedule” my next work visit on a certain day so that I could attend an informal work-session of train guys in the evening. We had a blast and over the next several years, every “PM visit” just happened to land on the work session day where I enjoyed an evening of talking trains and working on my model.

During these visits, two major events happened. First, I was telling about our latest vacation in Colorado and how we had traveled the “Million-Dollar Highway” and all the sights (mines) we had seen in the area. One of the guy’s pulled out a book called the “Rainbow Route” and sure enough the book was about the exact area I had visited. After more discussion, I was really stunned when the “train guy” on the other side of the table introduced himself as the author of the book. I had met him as “Bob” so was a bit speechless to find it was Robert Sloan the author of this and many other books (I would learn down the road). I was smart enough to go home, order up a book, and take it back to have it signed on the next visit.

Obviously, these guys were dead serious about Colorado Railroading which brought the second key point to light. They shared lots of history, pointers, and constant prodding that I needed to “adjust” my focus to “Narrow Gauge Modeling”. In 2014, I attended the Kansas City Narrow-Gauge convention and was fully hooked. I even ran into my customer, Paul, and he and I did all the Layout Tours together.



In 2016, we moved to Kansas City, bought the “retirement” house, and started plans on the retirement railway empire that absolutely had to have NG in it. I settled on a Dual Gauge track plan with the NG and Std Gauge interchanging in a branch-line town. The std gauge would travel from Staging to town to drop off and pick up standard freight. A std gauge passenger line would also run through occasionally. The layout would have a Narrow-Gauge mining town that would also travel down and interchange with the std Gauge.

A transfer dock and dual gauge industrial spurs would facilitate the interchange of goods. The Mining town would also have NG only lines through the mountains to individual mines.

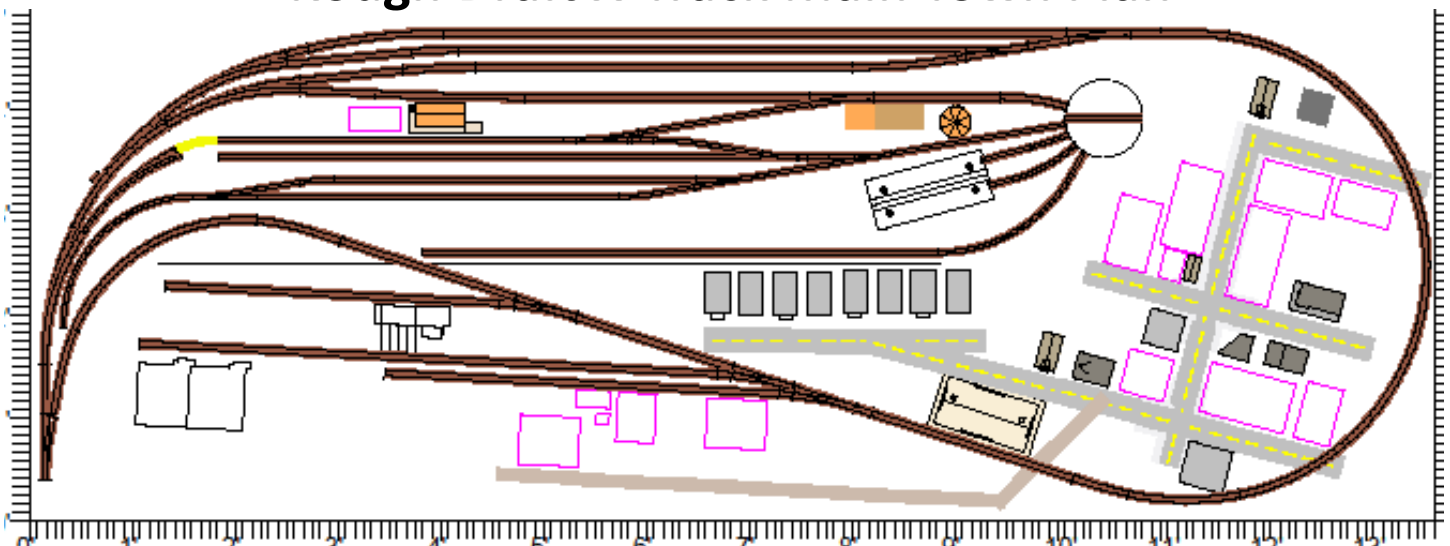
The room started as my home office split with a large Utility/Storage area. I split the Utility down to bare minimum and broke out the wall leaving an L shaped room. I built the first benchwork in the back section of the L-shape. On retirement in April of 2022, I pulled out my office leaving the main room open for the Main Branch-line town and trackage.

I recently finished a “mock-up” of raised tables, 4x8 sheets and cardboard to layout the town and general track plan per my Rough Draft drawing below. The local Narrow-Gauge crew stopped by ready with knives, tape, and hot glue if serious changes were needed. Fortunately, the “mock-up” stood tall and survived the first inspection. Unfortunately, the next step is to tear down the mock-up to build in the permanent benchwork. I also must remove a bump-out for a sump pump and readjust the interior wall in preparation for the final bench.

And now you know how I got “*here from there*” and all about my “*narrow focus*”!



Rough Draft X-Track Main Town Plan



2023 Mid-Continent Region Annual Convention

“Kansas City Flyer 2023”

We are continuing to update information about the 2023 event and more details will be promulgated as they become available. Information will be put on the Turkey Creek Division website, the MCoR website, and the Convention website. The convention will be held at the Holiday Inn & Suites, 8787 Reeder Street, Overland Park, KS 66214, Phone: 913-888-8440, Rate: \$99.00 (includes breakfast). If registering by phone, use the group code **MCoR** to get the group rate. To register online, use the link <https://tinyurl.com/ak5d4w7a>, enter your Check In and Check Out dates, and press the Search button. This will take you to the convention page with the \$99.00 convention rate. This is a great rate...same as the hotel rate we were able to get 10 years ago for the 2013 convention! **In order to secure this rate, hotel reservations must be made by May 19, 2023.** If in doubt, make the reservation and cancel later if necessary.

Now, with regard to convention registration, you can register now with a check using the form below. We are working on the possibility of on-line registration with credit cards. When that happens, we will get revised registration forms on the websites as soon as we can with appropriate information. When you register, be sure that you specify your banquet meal choice (included with registration). It should be an enjoyable evening with a yet to be identified well known speaker. Also, consider signing up for lunches on Friday and/or Saturday, these are extra fare items. Other registration options, including Make-and-Take clinics, Prototype Tours, and Layout Operating Sessions, will be announced as soon as details are available. Watch for these on the TCD, MCoR and the convention websites.

The overall convention planning is coming along nicely. All of the typical events that you are used to participating in will be available. As noted above, the featured speaker for the convention banquet is expected to be a nationally known individual. The clinic lineup is being organized. If you are interested in presenting a clinic, please contact Miles Hale, MMR ([mileshale "at" sbcbglobal.net](mailto:mileshale@sbcbglobal.net)). A schedule of home layouts is also being arranged. We are scheduling operating sessions on several home layouts on Thursday afternoon. The number of positions at these sessions will be limited, so please see the website for further information and make sure to sign up with Steve ([rjssmckee *at* gmail.com](mailto:rjssmckee*at*gmail.com)) to get your spot. Prototype tours are also being planned with specific information being posted on the websites as it develops. Finally, a Non-Rail program is being worked on, so look for that, also.

The model and photo contest will include the standard NMRA categories that you are used to seeing. In addition, we will include two special categories that the Turkey Creek Division has had fun with. These include a Square Footer category and a Business Card Challenge. These entries are limited to their respective sizes, with a standard business card being 2"x 3.5" ...no cantilevers allowed on both.

Start making your plans to be in Overland Park this summer. We're confident that this will be a great convention...don't miss it! Thanks, and see you there,

Larry Alfred MMR, Convention Chair

Mark
Your
Calendar



Mark
Your
Calendar

Kansas City Flyer 2023 NMRA Mid Continent Region Convention

Hosted by

Turkey Creek Division

July 27-29, 2023

To be held at

Holiday Inn & Suites

8787 Reeder Street

Overland Park, KS 66214



Who

The Turkey Creek Division and the Mid-Continent Region, NMRA, cordially invite you to join us at the "Kansas City Flyer 2023", MCoR Annual Convention in Overland Park, Kansas from July 27-29, 2023.



What

The convention will include a full slate of clinics, home layout, and prototype tours, a non-rail program, and a full model and photo contest. The Trade Show will include 7,000 square feet of vendor tables and operating layouts.



Where

The event will take place at the Holiday Inn & Suites, 8787 Reeder St., Overland Park, KS 66214, which is easily accessible from I-35 at 87th St. in Overland Park. Registration forms for the convention and the Holiday Inn are coming soon.



Stay Tuned

The convention team is working hard to arrange an event that will allow us all to share and learn ideas and techniques, see old friends, and make new ones. Save these dates and stay tuned to this website for more information regarding the schedule, clinics, tours, and trade show vendors.

*How I Built Elevators
and Feed Mills
on the Kansas Division
of the Rock Island*

*Part I
Small Rural Wood & Metal Silo Elevators*

by Ken Jenkins

1



Frisco Interlocking Tower PB at Paola, Kansas
By
Richard E. Napper, MMR



CLINICS

YOU ARE NEEDED

Hand-Laying Turn-outs



By Brad Morneau

Clinic in Sacramento
"The Art of Illusion"
How to Create Interest

I think reference to ILLUSION is misleading.

better is "artistic twist" to create visual interest.

- ❖ angle the view
- ❖ let scenes interrupt the view
- ❖ avoid parallel track to layout edge
- ❖ develop focal points
concentrate activity & details at points

Sign up now to show your stuff at the
2023 Mid-Continent Regional Convention

July 27 –29th Overland Park, KS

Help us "show off" Turkey Creek by helping present a clinic or
open your home for a layout Tour.

Please Contact:

Miles Hale: **Clinics** [mileshale "at" sbccglobal.net](mailto:mileshale@sbccglobal.net)

Steve McKee: **Layout Tours** [rqssmckee *at* gmail.com](mailto:rqssmckee@gmail.com)

**Layout Tour
List Complete**

LAYOUT TOURS



Mark
Your
Calendar



Mark
Your
Calendar

Kansas City Flyer 2023 NMRA Mid Continent Region Convention

Hosted by
Turkey Creek Division
July 27-29, 2023
To be held at
Holiday Inn & Suites
8787 Reeder Street
Overland Park, KS 66214

Registration Form

Name of Primary Registration: _____ NMRA #: _____

NMRA membership required to enter model contest.

Spouses' Name (if attending): _____

Name of other registrants: _____

(Spouse will receive a complimentary pass for admission to the train show and contest room. Extra fare participation must be purchased for each person attending these events.)

Address: _____ City: _____ State: _____ Zip: _____

E-mail: _____ Phone: _____

Registration Fee (NMRA membership number required for reduced registration fee.)

NMRA member \$95.00 per person (Includes Banquet)

Non-member - \$110.00 per person (Includes Banquet)

Banquet Choice (choose one per person) _____ Chicken _____ Shrimp Pasta _____ Vegetarian

Cost	# Tickets	Total Cost

Extra Fare Reservations:

Banquet only - \$35.00 per person

Banquet Choice (choose one per person)

_____ Chicken _____ Shrimp Pasta _____ Vegetarian

Lunch \$20.00 per person

Lunch Choice (Friday) (choose one per person)

_____ Italian Sub _____ Chicken Wrap _____ Veggie Wrap

Lunch Choice (Saturday) (choose one per person)

_____ Italian Sub _____ Chicken Wrap _____ Veggie Wrap

--	--	--

--	--	--

--	--	--

TOTAL REGISTRATION:

Vendor Tables:

Train Show - Friday July 28th and Saturday July 29th

\$30.00 per table

Tables

VENDOR REGISTRATION

Send Completed Registration Form and payment to:

Bill Humenczuk

8624 W 116th Street

Overland Park, KS 66210-2828

Make checks payable to: Turkey Creek Division

For additional information contact Larry Alfred

(913)782-6584

cautlalfred@gmail.com

MAKE HOTEL RESERVATIONS WITH HOTEL

Holiday Inn & Suites

8787 Reeder Street

Overland Park, Kansas 66214

(913)888-8440

Rate: \$99.00 (includes breakfast)

Ask for MCoR group rate

To register online:

<https://tinurl.com/ak5d4w7a>

Turkey Creek Call Board (Calendar)

Please update your calendars. We have locked in the Division Meeting dates and will be filling in the Clinics & Topics over the next Month. ***Don't miss the best time to TALK TRAINS!!!***

RESERVE THE DATE July 27-29 MCoR Regional NMRA Conv. **HERE** in Overland Park, KS

Date	Event	Time	Location	Topic	Clinician
Jan 24th	Division Mtg	7 -8:45 pm	Lakeview Eastside Terr	CS&G History, Planning, & Building (Part 1)	Gary Davidson
Feb 28th	Division Mtg	7 -8:45 pm	Lakeview Eastside Terr	Master Model Railroader: Intro Mini Clinc: Tarpaper & Crossing Make & Take Introduction	Bill Scheerer Larry Diehl Miles Hale
Mar 28th	Division Mtg	7 -8:45 pm	Lakeview Eastside Terr	Making Kalin Steel Supply Building CTC Layout Panels Make & Take: Final Selection	Steve McKee Stephen Priest Miles Hale
Apr 25th	Division Mtg	7 -8:45 pm	Lakeview Eastside Terr	Operations Making People	Chuck Hitchcock Marty Vaughn
May 23rd	Division Mtg	7 -8:45 pm	Lakeview Eastside Terr	M&T: Construction Tips	Miles Hale
Jun 27th	Division Mtg	7 -8:45 pm	Lakeview Eastside Terr	Mountain/Region Geology OPEN	Greg Ohlmacher TBD
Jul 25th	No Division Mtg ---				
July 27-29th	MCoR Regional NMRA Convention		Holiday Inn Overland Park, KS	Region event with Clinics, Lay-outs and Modeling Contest	Larry Alfred
Aug 22nd	Division Mtg	7 -8:45 pm	Lakeview Eastside Terr	Mini Clinics: Doors/Window & Paper Castings Operations	Larry Diehl Gary Hankins
Sept 26th	Division Mtg	7 -8:45 pm	Lakeview Eastside Terr	JMRI: A Java Model RR Interface Simple JMRI Implementation	Mark Juett Martin Wade
Oct 24th	Division Mtg	7 -8:45 pm	Lakeview Eastside Terr	Modeling Challenge	Larry Alfred
Nov 28th	Division Mtg	7 -8:45 pm	Lakeview Eastside Terr	OPEN	x
Dec 12th	Division Mtg	7 -8:45 pm	Lakeview Tree Top Room	Holiday Social	

Turkey Creek Lightning Slinger

Our Lightning Slinger is published monthly and is a great place to learn and share information. The “value” of this newsletter lies solely in the contributions each of you offer to our Division. This newsletter has a great sampling of Events, Models, Layouts, and Bio’s. Please find your “Track” to add to our “Layout” and send your ideas and articles to the Editor. [Editor.TurkeyCreekNMRA <at> gmail.com](mailto:Editor.TurkeyCreekNMRA@gmail.com)

Don’t Lose your Slinger to the SPAM monster

Please ADD “Editor.TurkeyCreekNMRA@gmail.com”

to your Contact list on both your PC and on your Phone.

This will assure our Newsletter and General communications do not fall into the dreaded SPAM folder.

Great Connections: *(use these links for great connections)*

NMRA Turkey Creek Division Website:

www.TC-NMRA.org

NMRA Turkey Creek Division Facebook:

[NMRATurkeyCreek](https://www.facebook.com/NMRATurkeyCreek)

NMRA Mid Continent Region Website:

www.MCoR-NMRA.org

NMRA Organization Website:

www.NMRA.org

More Information: *(use these links to get started in Model Railroading)*

[NMRA Membership information](#)

[NMRA Beginners Guide](#)



FOR SALE

O Scale Quality Collection

The models presented here are from the Larry Moore collection. Larry passed away just a few short years ago in his 90's. His family has pondered the best way to deal with the collection. Larry's focus was O Scale and he had several quality brass pieces, some many believed to be "Max Gray". I'm not experienced enough about O Scale to verify/confirm manufacturers/importers.

Larry was a very good modeler and won some national NMRA awards for his scratchbuilt passenger car and other models, several years ago. That model is being retained by his son Kris. Several engines in Larry's collection were modified by Larry's handiwork, some only minor.

Many of his freight cars are scratchbuilt wood and brass, some were kits, some were RTR brass, some were all brass.



Want Ads:

Most painting of the engines and cars were done by Larry and as I observed, appears very well done. Including decals/lettering. The steam engines are exquisite. The cab forward is excellent! Most models were not weathered. Some weathering very mildly applied.

He was a part of several O Scale groups in the Kansas City area to include the group at Union Station during the 1960's and 70's.



Want Ads:



If you have serious interest, please contact Larry Diehl, 816-804-0152 to arrange a site visit.