


LIGHTNING SLINGER

February 2023



Turkey Creek Division of the



Mid-Continent Region, NMRA

“For all gauges and all ages”

TC-NMRA Mtgs

Feb 28th

Master Model Railroader:

Intro *Bill Sheerer*

2 Mini Clinics *Larry Diehl*

Make & Take: Intro *Miles Hale*

Mar 28th

Making Kalin Steel Supply Sq

Footer *Steve McKee*

Make & Take: Final Selection

Apr 25th

Operations *Chuck Hitchcock*

Making People *Marty Vaughn*

Mtg Time:

7:00 to 8:45pm

Location:

[Conference Room](#)

[Eastside Terrace Bldg.](#)

[Lakeview Village Campus](#)

[9000 Park St.](#)

[Lenexa, KS 66215](#)

[Click for Google Maps](#)

TC-NMRA Events

2023 Mid-Continent Region Conv.

Overland Park, KS July 27-29

RR Community

Lawrence Train Show & Swap Meet

Mar 4 & 5

WHAT'S INSIDE

- Next meeting Highlights
- Reports
- Pike Bio's, Visits, Projects
- Tributes and Legends
- Calendar
- Resources

Division Meeting February 28th, 7pm

(Location: Lakeview Village Campus)


We have 2 great presentations for the February meeting so make sure you miss it!

Clinic Topic: Master Model Railroader

Turkey Creek has a proud history of “Master Model Railroaders” MMRs in our division.

Master Model Railroader is the crowning recognition of the NMRA’s achievement program.

Bill Scheerer MMR 631 will provide background and insight into this great program. Check out how you can “Check In” to get those Model Railroad energies flowing.



Clinic Topic: 2 Mini How to clinics

Tarpaper on Walls and Roofs

Simple Crossing Bucks

So, Larry Diehl may have lost some of his “MOJO” but his craftsman and detail skills are still a cut above. Don’t miss these “mini” clinics and Larry shares his techniques for these two items that appear on every layout. Not only will this give you ideas to take home but I’m sure we will also have a great discussion as there is always more than one way to skin a cat.

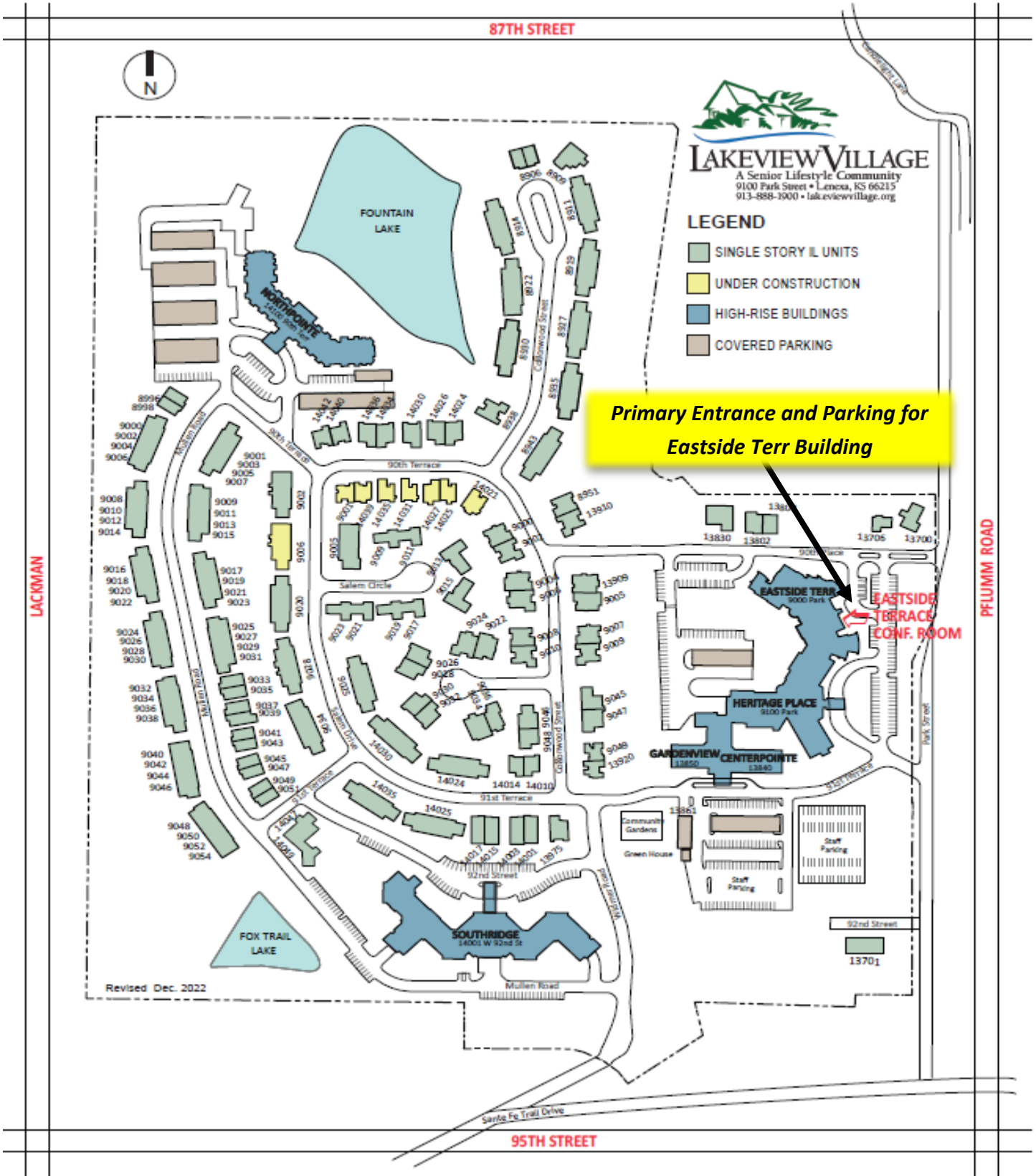
Come Join the fun!

Mtg Location: Lakeview Village Campus

See next page for details

Our New Meeting Location is at the Lakeview Village Senior Community. The meeting will be located in the Conference Room of the Eastside Terrace Building. Parking and Main Entrance are shown below.

Mapping Address: [9000 Park St., Lenexa, KS 66215](#) [Click for Google Maps](#)



Superintendent Report: Missy Levy

As I read the Lightning Slinger last month, the photo of the telegrapher reminded me of my grandfather who was known to be telegrapher with a “very smooth hand”. Although he was not connected to the railway, per se, he lived in Chicago (a city lined with trains) where my parents hailed from before landing in Kansas City.

As a young child, the family would travel by train to Chicago. One time was an overnight trip utilizing “sleeping quarters”, another time we traveled the rails during the day while my siblings and I played cards with three decks the entire trip. Also, I remember the comforting wake-up calls of the commuter trains in the mornings.

This brings me to wonder how many of you fell in love with trains because of a family member who was passionate for trains or your fond memories of trains as child. I encourage you pass on the love of trains to the next generation.

Looking forward to seeing you at the meeting in February.

Happy railroading... Missy

Clerk Report: Steve McKee (by Martin Wade)

Our new superintendent Missy Levy called the meeting to order at 7pm. She started by having everybody introduce themselves and what scale they were in and what they were modeling. Sort of get reacquainted introduction. There was no old business. Larry Diehl talked about Larry Moore’s collection the O scale standard gauge trains the family is wanting to sell and are letting these great pieces go for a very, very fair price. If interested contact Larry Diehl. Larry Alfred briefly talked about the upcoming region show in July. They are looking for people to give clinics and also looking for layouts to be on tour. You can contact myself (Steve) about the layout tours.

We had very good attendance tonight even with the weather coming in. There were 33 people there in person and 4 on zoom tonight to see Gary Davidson’s clinic on the history, planning and building of his layout. I’ve seen Gary’s layout and the one he had before way down south and both were great. The current one is something everybody should see. He went thru how he planned it and gave full credit to those who helped in the planning, building, and deconstruction and then construction of the layout. This is a great clinic for all to see and especially if you’re getting ready to build one. Gary is a problem solver and as good as he is the one thing he mentioned that should be a

Officers

Superintendent

Missy Levy

*Superintendent.TurkeyCreekNMRA
at gmail.com*

Paymaster

Bill Humenczuk

*Bhumenczuk
at kc.rr.com*

Clerk

Steve McKee

*Rgssmckee
at gmail.com*

Division Director

Ray Brown

*Dir-2902
at mcor-nmra.org*

Membership Chair

Phil Stock

*Mikadoman
at msn.com*

Achievement Chair

Bill Scheerer

*Wjscheer
“at” swbell.net*

Web Master

Richard Kennedy

*Webmaster.TurkeyCreekNMRA
<at> gmail.com*

Lightning Slinger Editor

Martin Wade

*Editor.TurkeyCreekNMRA
<at> gmail.com*

Web

<http://www.tc-nmra.org>

Turkey Creek Division

is a 501(C)(3) organization

must is to get others input on what you want to do. They might be able to show you some shortcuts or even better and easier ways to build your dream layout. So, if you're in that planning stage or have already started, ask others in the group to stop by and take a look especially if you have hit a snag and not sure how to solve a problem. There is a world of info in our group. Get several ideas and go with the one you think will work best for what you're doing. That's it for January, Steve.

Paymaster Report: Bill Humenczuk

Turkey Creek Division finished 2022 in a good financial position. Here are some key notes on our finances and I (Bill) am available for any questions at the meetings or directly as needed.

- Our Kansas business registration documents and our IRS Form 990-N (our tax return) were both filed in the first quarter of 2022.
- Our checking account balance exceeded the minimum requirements of Commerce Bank throughout the year.
- Our investments are in the Franklin Income Fund, a diversified stock and bond mutual fund that invests in dividend-paying stocks, convertible securities and bonds. It outperformed the Standard and Poor's 500 index and has a four-star rating from Morningstar. It pays a monthly dividend of about \$100 a month which covers Turkey Creek's ordinary expenses.
- The train show last summer was profitable, earning us about \$800 with one open expense.
- We set up "Square" to enable us to accept credit and debit cards at the train show. It was a favorable addition and did allow a few to attend who did not have cash on-hand.
- The Make and Take project was subsidized by the division by about \$750.

Respectfully Submitted: Bill

Division Director Report: Ray Brown

Our 2022 Director John Fales attended the January Regional Director meeting and reported on our 2022 results. See later page for Report summary. Special thanks to John as this wrapped up 6 years of service to our Division. THANKS for your Service.

Newsletter Editor: Martin Wade

Beyond the launch of the Lightning Slinger in January, we also launched an organized Meeting Notification process to help our members keep our meeting in focus. The goal is for the Newsletter to launch 2 wks prior to the month's meeting, a meeting reminder 1 week prior, and then a final reminder 1 day prior. In addition, we launched a zoom connection for the meeting. Those attending the zoom reported the audio and the visual connection was good quality so hopefully this gives non local members a chance to join. Martin

Webmaster: Richie Kennedy

The website now has the Newsletter embedded up front on the Home page as well as some "new looks" for improvement. Also, our Staff page has been updated for the 2023 Officers and Chair positions. Our Regional Convention countdown is now posted along with general information for the event. I also, continue to do normal "detail" cleanup so please keep sending me any corrections you may see. Richie

Member Chair: Phil Stock

We now have complete access to the Regions NMRA Roster reports to drive our distribution lists. Additionally, we add Guests to deliver our communications into the general Railroad Community.

Achievement Chair: Bill Scheerer

Bill will be presenting a clinic this month on the Achievement Program and MMR recognition. Stay tuned as we continue to add more Achievement details in the months to come.

January Meeting Highlights submitted by Audrey Mennenga

Gary Davidson presented

Planning and History on his Cedar Gulch and Southern RR



Turkey Creek 2022 Division Report John Fales

Turkey Creek celebrated the summer of 2022 with a return of the Turkey Creek Train Show! After a hiatus due to COVID, the annual train show returned in August at the Lenexa Community Center. Highlights included an operating modular layout, clinics, and a large vendor show. In addition, there were a number of models on display and judged for Merit Awards and judged by the public for most popular model. There were many on attendance and the overwhelming feeling was that people were glad to get back to our train show!

Our September meeting was a departure from our typical meeting in the same place and with a speaker presenting a clinic. For the September meeting, we traveled to Independence, MO to our meeting at the brick and mortar location of Midwest Model Railroad. Many know of Midwest from their online presence and their store is a beautiful thing for fans of model railroading. It was fun to visit Midwest's 15,000 square foot facility and see how they are able to provide an outstanding online store service to model railroaders around the world.

October saw the annual edition of the Turkey Creek Modeling Challenge. This event is "not a contest" and serves as a fun event where members are able to bring projects that may or may not be complete as long as they can fit through the door. This year there was a suggestion that the model be no larger than a business card or a square footer. This obviously presented a few challenges to modelers. The winner of the Best Overall model was Steve McKee's Kalin's Steel Supply in the Square Foot category. Martin Wade won the New Business Card Challenge with his Caboose Monument. Audrey Mennenga won Most Whimsical and also Best Special Effects for her Witch's Cottage. Steve McKee won Best Use of the Make and Take model kit. Next year will be the 23rd anniversary of the Turkey Creek Modeling Challenge!

In November, the monthly meeting was a traditional type of clinic with a slide presentation by John Fales of his recent visit to the Mount Claire Depot and B & O Museum in Baltimore, MD. The slides were accompanied by a presentation of the history of the B & O from its inception to the beginning of the railroad mergers that eventually became CSX. For some of us land locked Midwesterners, it was a chance to tour the museum from the comfort of First Baptist Church in KC.

December brought the year of 2022 to an end for Turkey Creek with the annual Holiday Party. This event is one where spouses are invited and it is an opportunity to relax, socialize and enjoy the season. Annual elections were also held, and the following people were elected to manage Turkey Creek in 2023. The membership appreciates the willingness of these individual to serve the Division in 2023.

Missy Levy Superintendent

Bill Humenczuk Paymaster

Steve McKee Clerk

Ray Brown Division Director

Phil Stock Membership Chair

Martin Wade Newsletter Editor


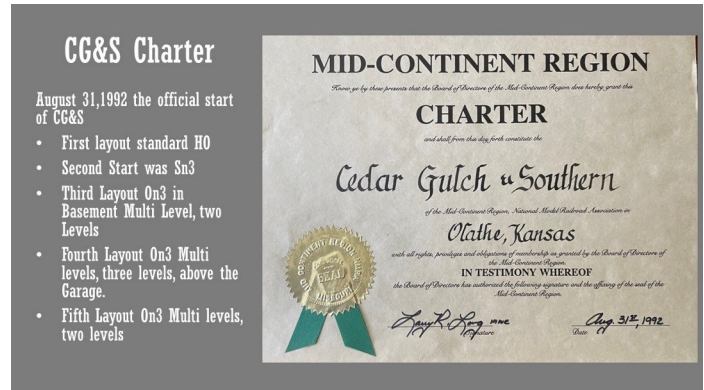
This is my last report to the Mid Continent Region of the NMRA and the past 6 years have been a pleasure for me and an honor. I have enjoyed my time on the MCOR Board and wish you all the best in 2023.

John Fales, Turkey Creek Division Director

Clinic Summary: Gary Davidson Cedar Gulch & Southern RR

Gary Davidson presented a great clinic on his Railroad at our January Meeting. In case you missed it or wished you had taken some notes here are a few highlights of the History, Planning, and Building Progress of his layout.

Gary started by discussing his previous layouts and the "Charter" of his Railroad. He emphasized giving his Railroad a purpose and place was very important to set the stage. It was also clear that although his previous layouts had not reached completion, each of them were a




learning curve on what to do and not to do. Gary also emphasized not doing it alone. Not so much on physical help (although that is definitely needed) but more on advice. Gary shared some fun stories on advice that helped make his railroad better. He simply did this by stopping at different phases to let people visit and offer comments and suggestions. It was to gain new perspectives and what-ifs even in its extreme, they pulled out the saws and started making changes on the fly (leaving the layout hanging in mid-air). It was also clear Gary was willing to backstep on occasion and felt this has made his railroad much better. Gary also commented on his vision of John Allen's "Gorre & Daphetid" famous layout. He is not alone on using that layout for inspira-tion.



Gary showed some of his building techniques and here is where "lessons learned" were shared from spacing of staging track, access holes, support brackets etc. On the next page, I will simply allow you to enjoy the reality of the progress made showing a couple pics of construction followed by "to date" photos. Gary stated this is the farthest he has progressed on one of his layouts and you can feel the excitement he has as it takes shape. It's a must see on any layout tour and we are all anxious for the "Operations" to begin.

Submitted by Martin Wade Pictures from presentation.





Starting the Bench Work In the Main Room
Looking From the Layout Room Door



- Upper level supported by 1" x 6" cut to shape anchored to wall studs Above the Chama Yard

Looking Though the Cedar Gulch Bench Work



Harriman Saw Mill Site Under Constuction



Tall Trestle and LD #1 & #2 Mines to Date



Pano of the CG&S Mining District



Turntable and Stanley Mine



Cedar Gulch As Is



Buffalo Boy Tram House



Rock Coloring Process



Rock & Bridge Work

Layout Bio: Gary Davidson Overland Park, KS



Prototype or Freelance: Freelance

Scale/Gauge(s): On3 scale

Era: Fall of 1940s

Locale (specific or general location):

Cedar Gulch and Southern Branch line for the DRGW
Between Chama- Durango / Farmington

Operations: NCE DCC system Would like to have
about five Operators to run the layout with a Waybill
system that will focus on switching.

Layout Space: 28'x 23" and 18'x13' ~900 sq. ft

Mainline Length: 450ft Total Track

Elevation/Incline: 21in elev change/2.5% max grade

Percent Completion: 30%

Benchwork: Complete

Trackwork: 75%. Trackwork is operational, but I
keep tweaking the layout & wiring, so trackwork
is not 100% complete yet.

Scenery: Rockwork is about 50% complete with
detail scenery remaining. Some detail is finished
as its part of structure scene.

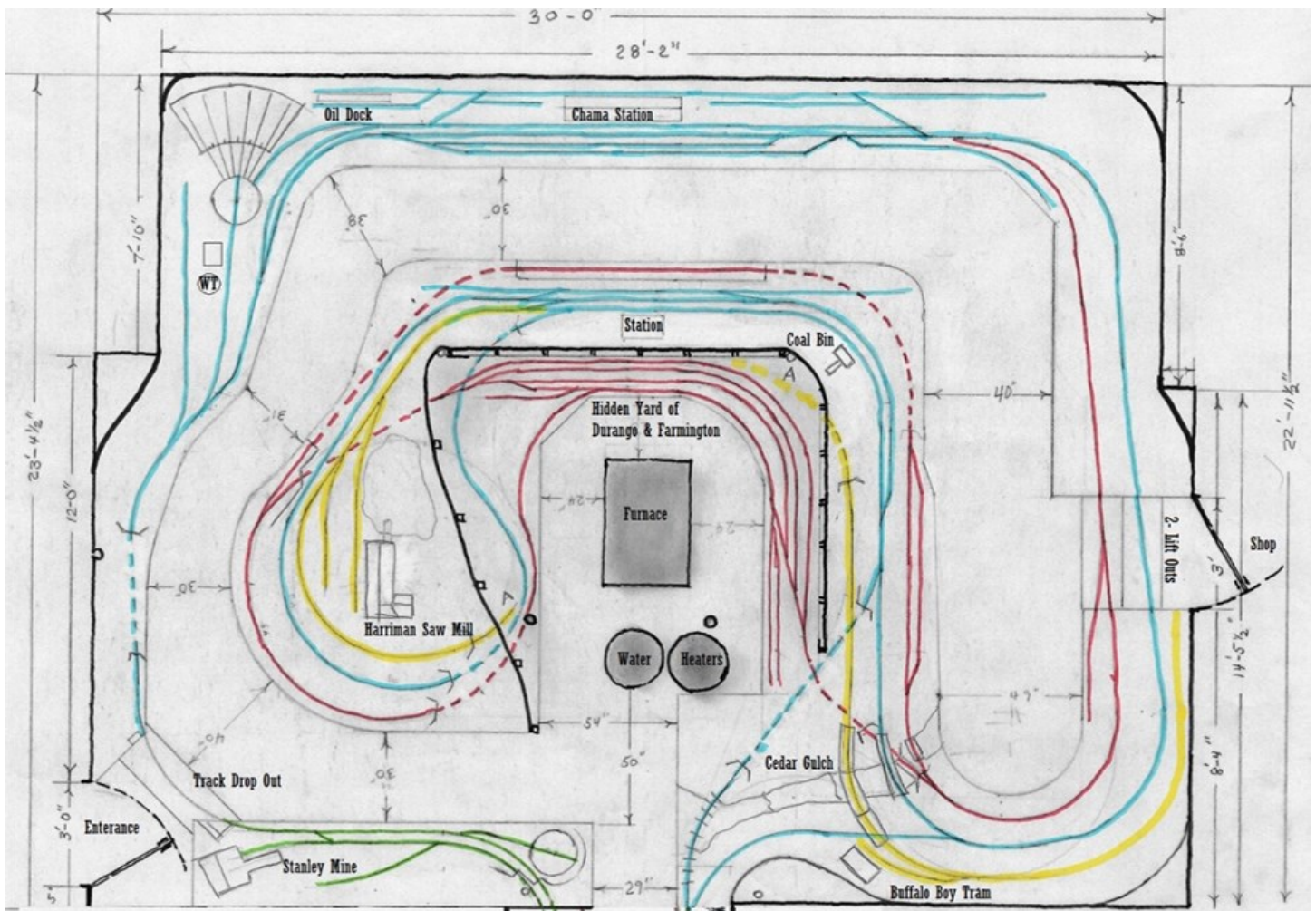
Is this your first layout: No. This is my 5th layout mostly due to Relocations.

When/How received first train, or introduced to Model Railroading:

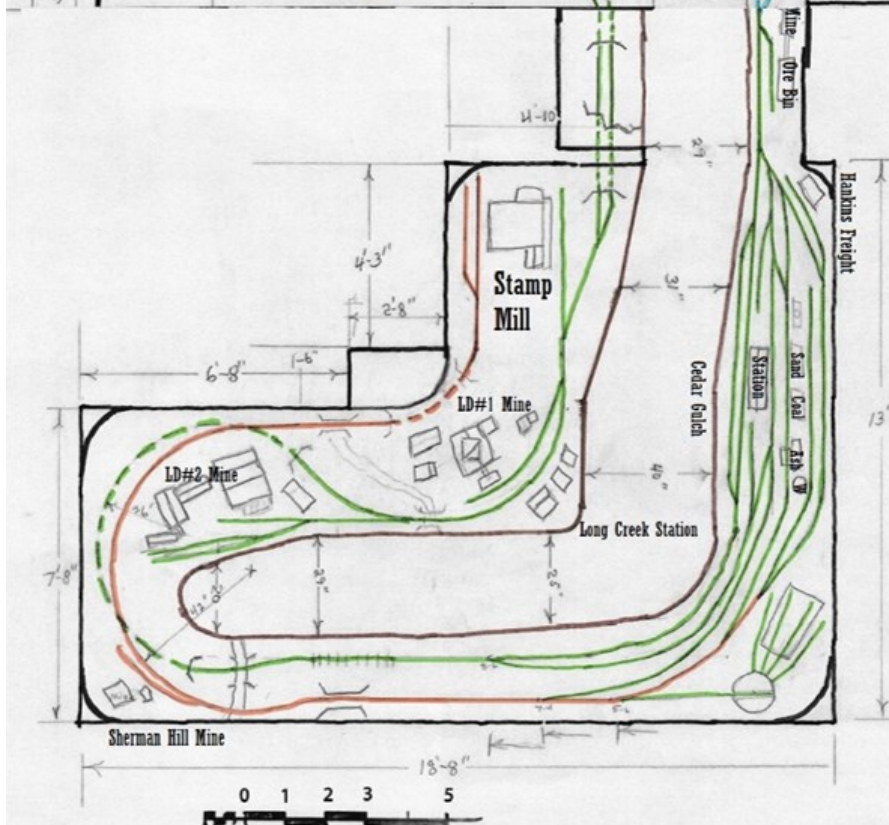
How I got started: I would said I got started like most people have got into model trains someone from their past. My two grandfathers got me started, one worked for the Santa Fe on the Argentine Hump Yard and the other was the model train enthusiastic with Lionel and HO on Tru-Scale track. So, the name of my railroad of today come from the initials of my grandfathers and my first name, Clem, Gary, and Sherman or Cedar Gulch & Southern.

And/Or Any Additional/Special details on Layout:

The features of the layout are 10 scratch-built bridges and / or trestles, plus ten tunnels to date, a rocky Cedar Gulch Junction Canyon with five Bridges and trestles at various levels in the canyon. This is a multilevel layout with the lowest track level at 43 ½" up to the highest track level 65". Cedar Gulch Junction Canyon and the CG&S Miming District have scenery. This Layout to date has three working turntables, 71 switches and about 200 trees.



**CG&S Main Room Layout
As Built 1-4-2023**



- Lower Level, Durnago, Farmington
- Middle Level, Cedar Gulch Junction
- Branch Line To Upper Level, Buffalo Boy Tram House
- Mining District, Cedar Gulch, Stanley Mine
- Branch Line up to Stamp Mill

Excerpts from “Best Tips and Tricks Clinic” Larry Long Jan 1996 Turkey Creek Mtg

Edited collection by Martin Wade

Larry Alfred, brought to me a very special binder to share and reminisce through our Newsletter. It was clear when he gave me the history and held the book it was a treasured possession (including making me promise to give it back). As he gave me the background indeed it was a treasure possession. Kind of a time capsule of Model Railroading advice. Back in December of 1995 Larry Long reached out to some of the best known modelers both locally and across the nation. It was a simple but valuable quest. He asked each modeler what was the best advice they had received and what is the best advice they had to give. With one overriding premise: " It should be something that is universally acceptable, applies to all scales, all ages, and all levels of modeling ability from beginner to advanced." Maybe this was to tall of quest, but within a month Larry had received responses from 44 of 50 letters he wrote. That is an astonishing ratio of response. From this cherished collection I will share a few responses each month in our newsletter with some editorial notes. Please join me on this look back to see how relevant it is in the look forward.

ED: A sense of attitude:

From Jim Graham

Every modeling tip that I have been given has, at the time, been the best tip I ever had from a fellow modeler. However, it's not the tips from fellow modelers that I remember as much as the philosophy. I used to listen to the more astute modelers in this hobby talk about, not necessarily what they know , but how much they want to help and guide and relate to the new and young aspiring modelers. The philosophy being, not what I can get from the hobby, but what can I give back for all that I have received. With this philosophy, which is what I hope I have, the hobby can do nothing but grow and become a pleasure to all who practice giving instead of getting. This is done without regard to scale, era, prototype or whatever the interest of the recipient.

ED: Perfectly aligned with this months clinic on the Achievement Program and Journey to Master Model Railroader

From David Halpern

The best tip I ever got from a fellow modeler was:

Back in the early 60's when I was just getting into the adult phase of my model railroading and living in Louisville, Kentucky, I asked for help from a very experienced modeler, Col. Johnny Reid. Johnny told me he'd be glad to assist me, but asked that I do something first in return for the favor—he insisted that I join the National Model Railroad Association. Later Johnny invited me to join a local model railroad club and the two of us became very good friends. He introduced me to other modelers throughout the community and to visitors from other cities, including Dean Freytag.

Thinking back on that original request, there is no doubt in my mind that it was the best tip I could have been given at the time and still one of the best tips I've received in all the years I've enjoyed the hobby. The information I received—from the NMRA and particularly the friendships that have come to be over the years since are of inestimable value—and not just from a model railroading point. My whole life has been enriched and I will always be grateful. From a model railroading perspective, there is no value in going it alone. Sharing makes learning easier, modeling better and operating a lot more fun.


The tip that I would like to offer my fellow modelers would be:

I don't know of another hobby like model railroading. It permits you to be a model builder, electrician, and carpenter, to study history, science and technology, to explore the world of electronics, to try your skills as an artist and sculptor, to create your fantasies and imitate reality, and to meet people from all over the world if you're the gregarious type. The people who stay in the hobby the longest are those who appreciate its diversity and take advantage of the opportunities for developing personal skills, learning new methods and, above all, sharing what they know with others. Those who burn-out are often those who limit their activities to one aspect of the hobby.

My tip, then, is to remain flexible and open to new ideas. Think about the possibility that while your primary interest today may be building structures or locomotives, something may snare your interest in operations tomorrow, and that someday in the distant future, when your eyes don't focus as sharply as they once did and your hands aren't quite as steady, there will still be plenty of opportunities to participate in other satisfying aspects of your hobby, not the least of which is chewing the fat with the good friends you've made along the way.

Layout History: HMR Railway *Martin Wade* How I got here from there!


Back in the 60s if you were lucky enough to have a basement it was most likely to be unfinished. In addition, most homes were “starter” homes which probably started as 2-bedroom homes. So, with all this “space” if you had a family event, such as a baptism, then you pulled out all the stops.... Yep, a 4x8 piece of plywood on sawhorses with misc. chairs (folding and lawn) so the whole family could come. And that’s how it all started as the picture shows exactly this scene for my Baptism back in 1961. But the most important element is behind this scene is another 4x8 sheet of plywood. It holds a double loop of HO track with Crossover on the back side and a small ladder yard in the middle off the inner loop. So began my Model Train Hobby!



Well, it actually began when my dad purchased the layout as a used setup with a base of cars and engines for \$50. Well, that’s how the story goes and while we don’t know the exact source or even date, my mom and dad built the house in 1956, my brother was born in 1958 and I was born in 1961. There’s the layout in 1961 so clearly dad bought the layout for his boys somewhere in that timeframe. Interestingly, prior to that my dad joined the 333rd Army Reserve in 1950 while working at Union Pacific. He had already gone to WWII at age 18 so why in the world would he join the Reserves just a few years later? Well peace was in the land and the Reserve unit was building a model train club layout! He did get to work on the club layout, but just a few months later Uncle Sam called them up for the “Korean Conflict”.

So, I grew up with the model train from day 1 and I remember simply enjoying running the trains using the crossover and constantly shuffling cars in the yard. While I did build model buildings for the layout the only “landscaping” we did was build a paper mâché tunnel. Model buildings were simple plastic structures (Plasticville) and I knew nothing of weathering, details, or any glimpse of the real model layout world. But I did have fun.

As is true with most people, off to college means leaving trains behind. They would not re-enter my world until 3 cities/houses, a marriage, and a new baby boy would re-spark what appeared to be exactly what my dad felt so many years before. So, while remodeling the basement, I had this idea that I could retrieve dad’s layout and build it into a wall that would fold down on top of a pool table for operation. In the process the 4x8 would expand to a whopping 6x8. Of course, Dad thought retrieving and reviving the dormant layout for his grandson was a fantastic idea. He brought it up stuffed diagonally in his van on the next visit. The basement remodel was finished, and the layout was redrawn with an incline to a second mining level. Also introduced was MRCs Command 2000 and digital control. Now each of my kids (added a daughter) could drive the trains independently and with ease.



All was good until on a vacation trip we stopped at a cousin's house who had a pool table in the basement. For the rest of the trip the question was "when could we move the layout so they could play pool". Remember the train table folded down on top of the pool table and once set up it really never folded back up (too much work to clean off the table). So, seizing an opportunity, I negotiated we would build a basement room under the 3 season Porch, make it the complete Train room and behold the pool table would be a pool table again.


Now we were finishing the new "layout" room and designing a new track plan. The original 6x8 became a peninsula and a chair-rail shelf was built into the wall allowing a single rail line to run all around the room. Additionally, one corner would become a switching yard offsite to the town. Somewhere during this

timeframe, I must have started reading Model Train magazines and even going to a few shows as we now started thinking about operations and we upgraded to the MRC Prodigy Advanced Wireless system and developed Car Cards. My son and I also developed a custom software program that interfaced with the Prodigy system and could run the train around the loop. While we really never got to far with the car cards and automation,



we did have a lot of fun and clearly had gained a much stronger appreciation of an operational model railroad vs a toy train layout. Since my son Ryan was fully involved with this layout, we now had 3 generations, and this is where the Railroad name HMR Railway began. My dad, Harry, myself Martin, and my son, Ryan equals HMR. I also

drafted a storyline incorporating many members of our family into a background for the railroad. Additionally, it was my daughter that was the artist and attended two NMRA conventions with scratch-built models. She had a great eye for distressing wood and weathering as well as the patience to build out a Gazebo railing and lay shingles on the roof.



And now, this time the kids head off to college and it was time for my wife and I to start the next leg of our journey. We were also very tired of Minnesota winter... So back to Kansas City we came to find our retirement home, and a basement full of promises of a retirement layout. While I still had a few years left of work, everything was focused on "RETIREMENT"! So now you know how I got here from there and on my next installment I will talk about my Retirement Layout and where I'm heading. Till then, I hope you enjoyed this nostalgic journey, and it motivates you to go play TRAINS!

Layout Bio: HMR Railway Martin Wade Chanhassen, MN

Prototype or Freelance: Freelance

Scale/Gauge(s): HO

Era: 1950s

Locale (specific or general location): freelance rail-road based around Colorado and Mining

Operations: Yes

Control: MRC Prodigy Advanced2 with wireless throttles

Layout Space: 16' x 10' in 160sq ft area

Mainline Length: 72ft

Elevation/Incline: 4% max incline

Percent Completion: 25%

Benchwork: 100% complete

Trackwork/Wiring: 75%.

Rock work: 5%.

Scenery: 5%

Is this your first layout: No 3rd

When/How received first train, or introduced to Model Railroading:

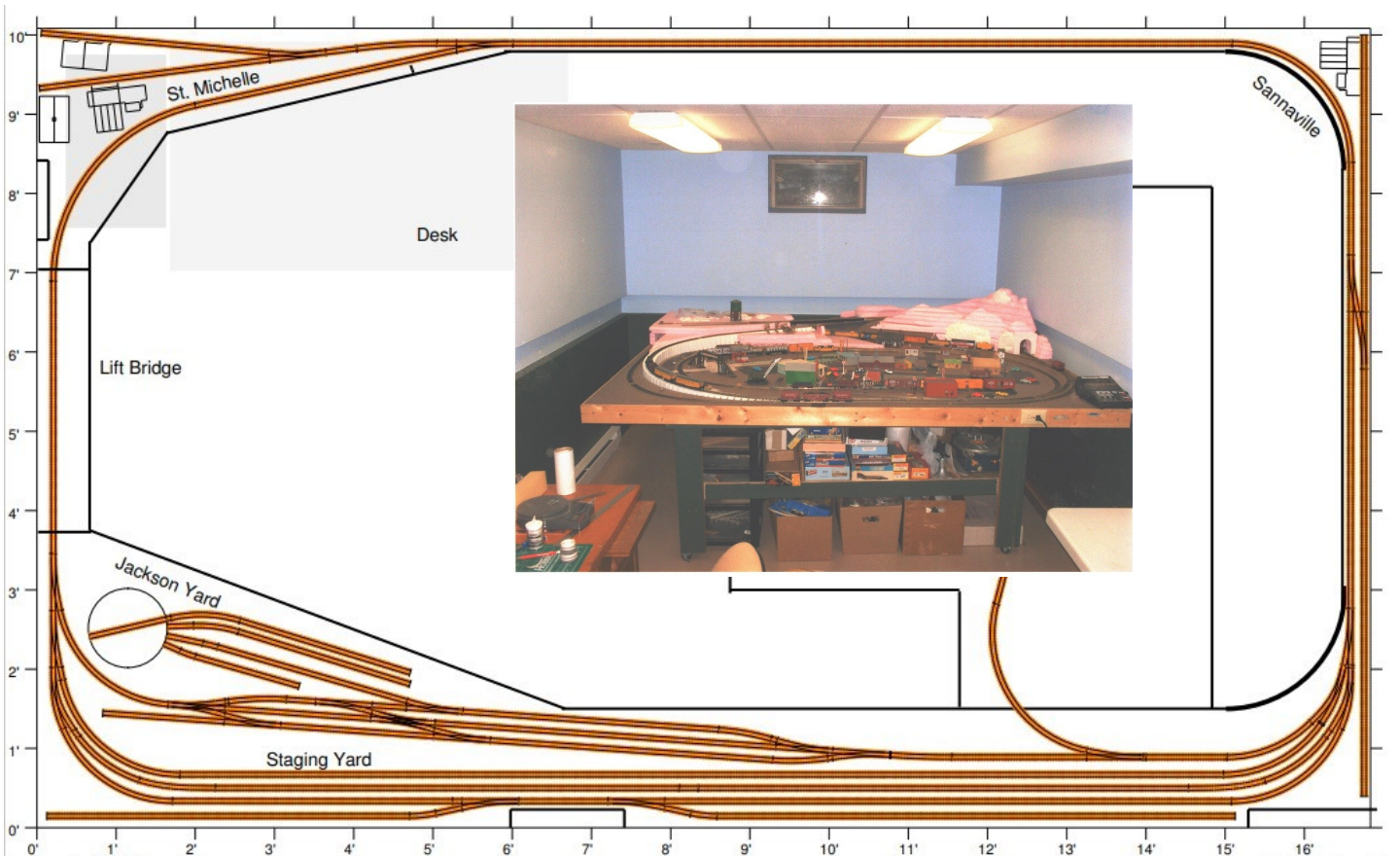
And/Or Any Additional/Special details on Layout:

First Train/Layout:

See previous story on a classic 4x8 plywood base purchased used by my dad

Key Features:

1st layout designed with some operations in mind. Yard/interchange area, loop of mainline, town with industry and switching. Incline to second level to have a hint of mountains and mining.



XTrkCad

Tue 09 Apr 14

Railroad Hobby Show Highlights: Miles & Fran Hale

The Railroad Hobby Show is sponsored by the Amherst Railway Society. It is considered the largest Railroad themed trade show in America. The event is held in 350,000 sq ft in four buildings on the Eastern States Exposition Fairgrounds in West Springfield, MA. This year on Jan 28th and 29th Miles & Fran Hale were 2 of the over 18,000 attending the show. Here are the listed Highlights. Thanks for the pics Miles.

- The Amherst Belt Lines large modular model railroad - 12 scale miles of mainline track
- Maggie the Railroad Clown - stage shows for kids of all ages
- Long freight trains on the Dry Hill Model Railroad - 250+ cars
- Operating steam locomotive outside the Better Living Center
- An attempt by the Free-mo model railroaders to assemble a record-size layout
- HO-scale models of YOU - from miniprints full-body scanning and printing system
- N-TRAK's 50th anniversary celebration kicks off at the Railroad Hobby Show



2023 Mid-Continent Region Annual Convention

“Kansas City Flyer 2023”

Some really good news! The MCoR will be hosting the 2023 Region Convention in Overland Park from July 27-29, 2023. It's great to get back to region events. For various reasons, the convention, exclusive to MCoR, has not been held for several years. The 2018 NMRA National in Kansas City interfered, 2019 brought us a great convention in Wichita, no convention in 2020 due to Covid, 2021 was a joint convention with the Lone Star Region in Tulsa, finally 2022 was also bumped by the NMRA National in St Louis. So, these circumstances may have caused many of us to get out of the routine of attending and enjoying the annual event.

So, here we are. This is a preliminary notice with early information about the 2023 event. More details will be promulgated as they become available. Information will be put on the Turkey Creek Division website, the MCoR website, and the Convention website (when available). The convention will be held at the Holiday Inn & Suites, 8787 Reeder Street, Overland Park, KS 66214, Phone: 913-888-8440, Rate: \$99.00 (includes breakfast). If registering by phone, use the group code **MCoR** to get the group rate. To register online, use the link <https://tinyurl.com/ak5d4w7a>, enter your Check In and Check Out dates, and press the Search button. This will take you to the convention page with the \$99.00 convention rate. This is a great rate...same as the hotel rate we were able to get 10 years ago for the 2013 convention! **In order to secure this rate, hotel reservations must be made by May 19, 2023.** If in doubt, make the reservation and cancel later if necessary.

Now, with regard to convention registration, you can register now with a check using the form below. We are working on the possibility of on-line registration with credit cards. When that happens, we will get revised registration forms on the websites as soon as we can with appropriate information. When you register, be sure that you specify your banquet meal choice (included with registration). It should be an enjoyable evening with a yet to be identified well known speaker. Also, consider signing up for lunches on Friday and/or Saturday, these are extra fare items. Other registration options, including Make-and-Take clinics, Prototype Tours, and Layout Operating Sessions, will be announced as soon as details are available. Watch for these on the TCD, MCoR and the convention websites.

The overall convention planning is coming along nicely. All of the typical events that you are used to participating in will be available. As noted above, the featured speaker for the convention banquet is expected to be a nationally known individual. The clinic lineup is being organized. If you are interested in presenting a clinic, please contact Miles Hale, MMR at [mileshale "at" sbcglobal.net](mailto:mileshale@sbcglobal.net). A schedule of home layouts is also being arranged. For those in the Kansas City Metro that are and interested in having their home layouts on tour, please contact Steve McKee at [rgssmckee "at" gmail.com](mailto:rgssmckee@gmail.com). We are scheduling operating sessions on several home layouts on Thursday afternoon. The number of positions at these sessions will be limited, so be advised to sign up soon after the information is released. Details will be first sent to those that have already registered...then, posted on all websites. Prototype tours are also being planned with specific information being posted on the websites as it develops. Finally, a Non-Rail program is being worked on, so look for that, also.

The model and photo contest will include the standard NMRA categories that you are used to seeing. In addition, we will include two special categories that the Turkey Creek Division has had fun with. These include a Square Footer category and a Business Card Challenge. These entries are limited to their respective sizes, with a standard business card being 2"x 3.5" ...no cantilevers on both of these.

Start making your plans to be in Overland Park this summer. We're confident that this will be a great convention...don't miss it! Thanks, and see you there,

Larry Alfred MMR, Convention Chair

*How I Built Elevators
and Feed Mills
on the Kansas Division
of the Rock Island*

*Part I
Small Rural Wood & Metal Silo Elevators*

by Ken Jenkins

1




Frisco Interlocking Tower PB at Paola, Kansas

By
Richard E. Napper, MMR



CLINICS

Hand-Laying Turn-outs



By Brad Morneau

Clinic in Sacramento

"The Art of Illusion"
How to Create Interest

I think reference to ILLUSION is misleading.

better is "artistic twist" to create visual interest.

- ❖ angle the view
- ❖ let scenes interrupt the view
- ❖ avoid parallel track to layout edge
- ❖ develop focal points
concentrate activity & details at points

YOU ARE NEEDED

Sign up now to show your stuff at the
2023 Mid-Continent Regional Convention

July 27 –29th Overland Park, KS

Help us "show off" Turkey Creek by helping present a clinic or
open your home for a layout Tour.

Please Contact:

Miles Hale: **Clinics** [mileshale "at" sbqglobal.net](mailto:mileshale@sbqglobal.net)

Steve McKee: **Layout Tours** [rqssmckee *at* gmail.com](mailto:rqssmckee@gmail.com)

LAYOUT TOURS



Mark
Your
Calendar



Mark
Your
Calendar

Kansas City Flyer 2023

NMRA Mid Continent Region Convention

Hosted by
Turkey Creek Division
July 27-29, 2023
To be held at
Holiday Inn & Suites
8787 Reeder Street
Overland Park, KS 66214

Registration Form

Name of Primary Registration: _____ NMRA #: _____

NMRA membership required to enter model contest.

Spouses' Name (if attending): _____

Name of other registrants: _____

(Spouse will receive a complimentary pass for admission to the train show and contest room. Extra fare participation must be purchased for each person attending these events.)

Address: _____ City: _____ State: _____ Zip: _____

E-mail: _____ Phone: _____

Registration Fee (NMRA membership number required for reduced registration fee.)

NMRA member \$95.00 per person (Includes Banquet)

Non-member - \$110.00 per person (Includes Banquet)

Cost	# Tickets	Total Cost

Extra Fare Reservations:

Banquet only - \$35.00 per person

Banquet Choice (choose one per person)

___ Chicken ___ Shrimp Pasta ___ Vegetarian

Lunch \$20.00 per person

Lunch Choice (Friday) (choose one per person)

___ Italian Sub ___ Chicken Wrap ___ Veggie Wrap

Lunch Choice (Saturday) (choose one per person)

___ Italian Sub ___ Chicken Wrap ___ Veggie Wrap

--	--	--

--	--	--

--	--	--

TOTAL REGISTRATION:		
----------------------------	--	--

Vendor Tables:

Train Show - Saturday July 28th and Sunday July 29th

\$30.00 per table

# Tables	
----------	--

VENDOR REGISTRATION	
----------------------------	--

Send Completed Registration Form and payment to:

Bill Humenczuk
8624 W 116th Street
Overland Park, KS 66210-2828
Make checks payable to: Turkey Creek Division

For additional information contact Larry Alfred
(913)782-6584

captlalfred@gmail.com

MAKE HOTEL RESERVATIONS WITH HOTEL

Holiday Inn & Suites
8787 Reeder Street
Overland Park, Kansas 66214
(913)888-8440
Rate: \$99.00 (includes breakfast)
Ask for **MCoR** group rate
To register online:
<https://tinyurl.com/ak5d4w7a>



The Lawrence Model Railroad Club

The 21st Annual Train Show and Swap Meet

2023

Attention: New Date!

March 4th (9am-5pm) & 5th (9am-3pm)

Admission: Adults **\$8.00** donation & Children 12 and under **free** with paid adult
Bring canned food donations and receive **\$2** admission discount

Barbwire BBQ Food Truck
Saturday and Sunday

Crown Toyota
3400 South Iowa St, Lawrence, KS

Turkey Creek Call Board (Calendar)

Please update your calendars. We have locked in the Division Meeting dates and will be filling in the Clinics & Topics over the next Month. ***Don't miss the best time to TALK TRAINS!!!***

RESERVE THE DATE July 27-29 MCoR Regional NMRA Conv. **HERE** in Overland Park, KS

Date	Event	Time	Location	Topic	Clinician
Jan 24th	Division Mtg	7 -8:45 pm	Lakeview Eastside Terr	CS&G History, Planning, & Building (Part 1)	Gary Davidson
Feb 28th	Division Mtg	7 -8:45 pm	Lakeview Eastside Terr	Master Model Railroader: Intro Mini Clinc: Tarpaper & Crossing Make & Take Introduction	Bill Scheerer Larry Diehl Miles Hale
Mar 28th	Division Mtg	7 -8:45 pm	Lakeview Eastside Terr	Making Kalin Steel Supply TBD Make & Take: Final Selection	Steve McKee TBD Miles Hale
Apr 25th	Division Mtg	7 -8:45 pm	Lakeview Eastside Terr	Operations Making People	Chuck Hitchcock Marty Vaughn
May 23rd	Division Mtg	7 -8:45 pm	Lakeview Eastside Terr	M&T: Construction Tips	Miles Hale
Jun 27th	Division Mtg	7 -8:45 pm	Lakeview Eastside Terr	Mountain/Region Geology	Greg Ohlmacher
<i>Jul 25th</i>	<i>No Division Mtg</i>			---	
July 27-29th	MCoR Regional NMRA Convention		Holiday Inn Overland Park, KS	Region event with Clinics, Lay-outs and Modeling Contest	Larry Alfred
Aug 22nd	Division Mtg	7 -8:45 pm	Lakeview Eastside Terr	Mini: Stairs/ doors-Window Operations	Larry Diehl Gary Hankins
Sept 26th	Division Mtg	7 -8:45 pm	Lakeview Eastside Terr	OPEN	x
Oct 24th	Division Mtg	7 -8:45 pm	Lakeview Eastside Terr	Modeling Challenge	Larry Alfred
Nov 28th	Division Mtg	7 -8:45 pm	Lakeview Eastside Terr	OPEN	x
Dec 12th	Division Mtg	7 -8:45 pm	Lakeview Tree Top Room	Holiday Social	

Turkey Creek Lightning Slinger

Our Lightning Slinger is published monthly and is a great place to learn and share information. The “value” of this newsletter lies solely in the contributions each of you offer to our Division. This newsletter has a great sampling of Events, Models, Layouts, and Bio’s. Please find your “Track” to add to our “Layout” and send your ideas and articles to the Editor. [Editor.TurkeyCreekNMRA <at> gmail.com](mailto:Editor.TurkeyCreekNMRA@gmail.com)

Don’t Lose your Slinger to the SPAM monster

Please ADD “Editor.TurkeyCreekNMRA@gmail.com”

to your Contact list on both your PC and on your Phone.

This will assure our Newsletter and General communications do not fall into the dreaded SPAM folder.

Great Connections: *(use these links for great connections)*

NMRA Turkey Creek Division Website:

www.TC-NMRA.org

NMRA Turkey Creek Division Facebook:

[NMRATurkeyCreek](https://www.facebook.com/NMRATurkeyCreek)

NMRA Mid Continent Region Website:

www.MCoR-NMRA.org

NMRA Organization Website:

www.NMRA.org

More Information: *(use these links to get started in Model Railroading)*

[**NMRA Membership information**](#)

[**NMRA Beginners Guide**](#)

